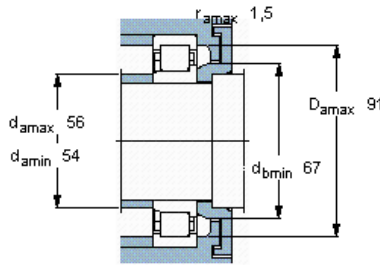
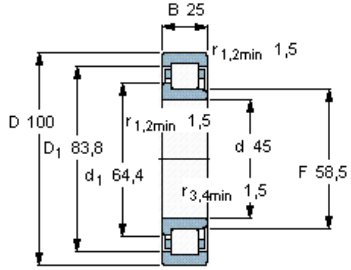


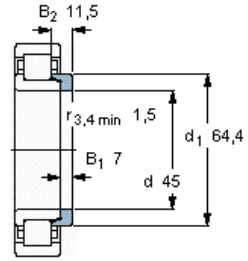
Cylindrical roller bearings, single row

Principal dimensions			Basic load ratings		Designation	Angle ring
d	D	B	dynamic C	static C0	<b>* SKF Explorer bearing</b>	Designation
mm			kN		-	-
<b>45</b>	100	25	112	100	NJ 309 ECP *	HJ 309 EC



**Calculation factors**

$k_r$  0,15  
 $e$  0,2  $Y$  0,6



HJ 309 EC

Mass kg 0,11